

NanoSpeed™ Non-Drift 45dB Extinction, 1x1, 1x2, 2x2 Fiber Optical Switch


Dual Stage, 1.5dB Loss, SMF, PMF, High Power, Bidirectional

(Protected by U.S. patent 7,403,677B1 and pending patents)



DATASHEET

[Return to the Webpage](#)



Applications

- Laser Systems
- Sensor Systems
- Instruments
- Quantum Systems

Features

- 50dB High on/off Ratio
- Solid State High Reliability
- High Speed
- Very Low Optical Loss
- High Optical Power Handling
- Minimal Transit Echoes
- Wide Operation Temperature Range
- Vibration Insensitive

Specifications

Parameter	Min	Typical	Max	Unit
Center Wavelength ^[1]	780		2300	nm
Insertion Loss ^[2] 1900 – 2300nm		2.5	3.0	
Insertion Loss ^[2] 1700 – 2300nm		0.8	1.8	
Insertion Loss ^[2] 1260 – 1650nm		2	2.5	dB
Insertion Loss ^[2] 960 – 1100nm		2.2	2.7	
Insertion Loss ^[2] 780 – 950nm		2.5	3.0	
On/Off Ratio, Cross Talk ^[3]	45	50	55	dB
Durability	10 ¹⁴			cycle
PDL (SMF)		0.15	0.3	dB
PMD (SMF)		0.1	0.3	ps
ER (PMF)	18	25		dB
Insertion Loss Temperature Dependence		0.25	0.5	dB
Return Loss	45	50	60	dB
Response Time (Rise or Fall)		50	100	ns
Electrical-Optical Delay			250	ns
Optical Power Handling ^[4]		0.3	20	W
Repetition Rate ^[5]	0.0001		20	kHz
Operating Temperature	-10		50	°C
Storage Temperature	-40		80	°C
Power Consumption			2	W

Notes:

- [1] Operation bandwidth is ± 25 nm with on/off ~ 70 dB, beyond this range on/off ratio decrease
- [2] Measured without connectors. Each connector adds about 0.25dB loss
- [3] ± 25 nm, measured at 50kHz. The time gap between switching should be < 10 ms to avoid charge built-up at wavelengths shorter than 800nm that may degrade the on/off value.
- [4] Defined at 1310nm/1550nm. For the shorter wavelength, the handling power may be reduced.
- [5] Currently, only DC-100kHz is available. Higher frequency is under development

Warning: This is an OEM module designed for system integration. Do not touch the PCB by hand. The electrical static can kill the chips even without a power plug-in. Unpleasant electrical shock may also be felt. For laboratory use, please buy a Turnkey system.

Legal notices: All product information is believed to be accurate and is subject to change without notice. Information contained herein shall legally bind Agiltron only if it is specifically incorporated into the terms and conditions of a sales agreement. Some specific combinations of options may not be available. The user assumes all risks and liability whatsoever in connection with the use of a product or its application.

Rev 12/02/25

P +1 781-935-1200

E sales@agiltron.com

W www.agiltron.com

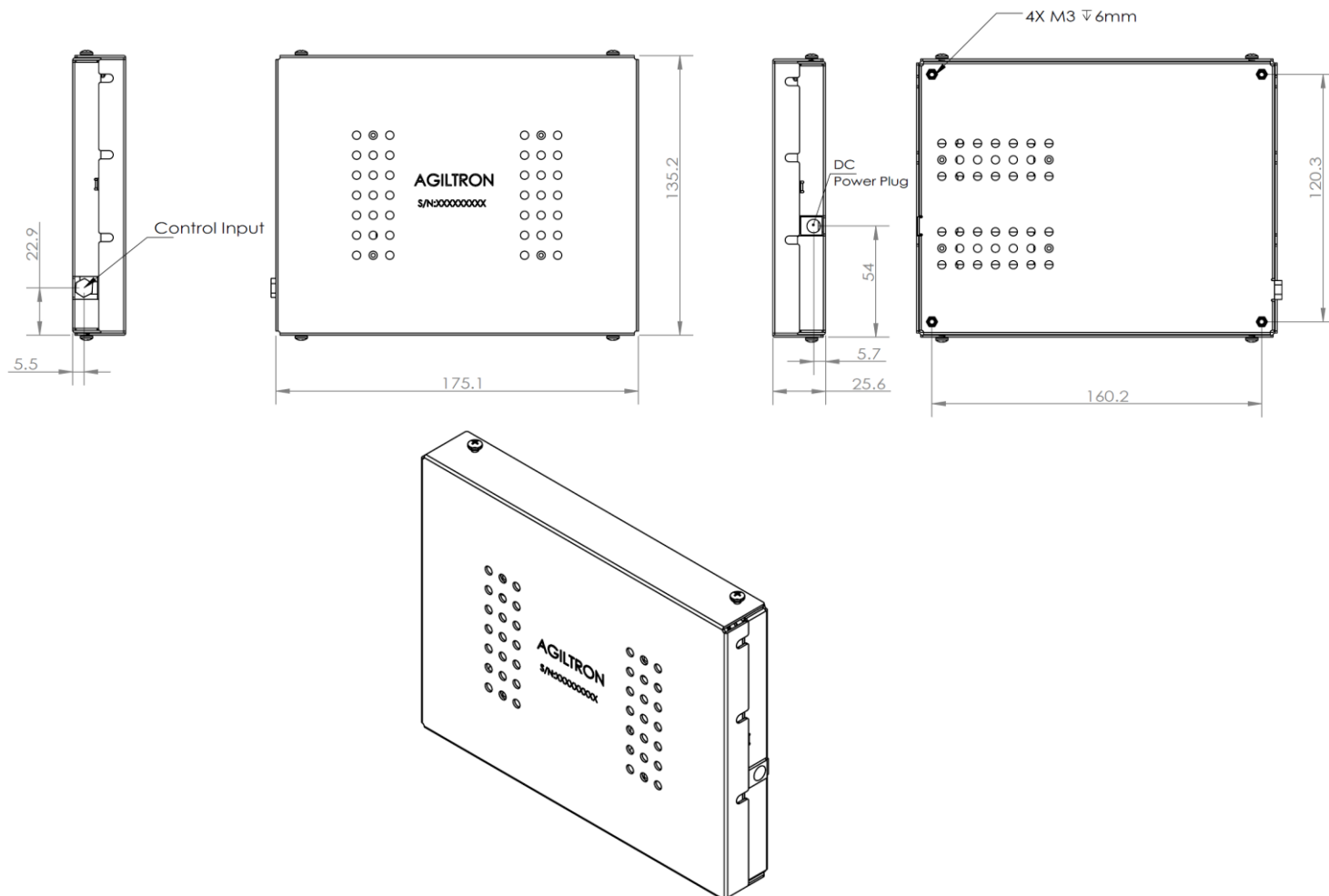
NanoSpeed™ Non-Drift 45dB Extinction, 1x1, 1x2, 2x2 Fiber Optical Switch

Dual Stage, 1.5dB Loss, SMF, PMF, High Power, Bidirectional
(Protected by U.S. patent 7,403,677B1 and pending patents)



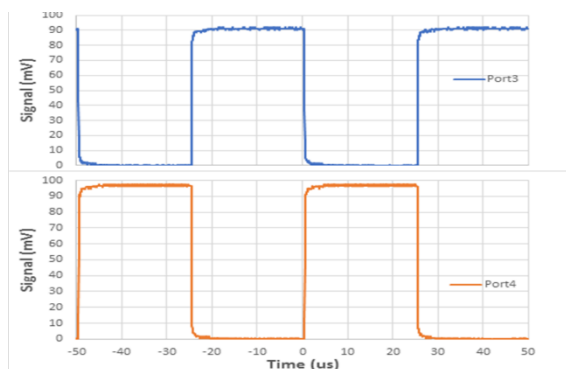
DATASHEET

Mechanical Dimensions (mm)

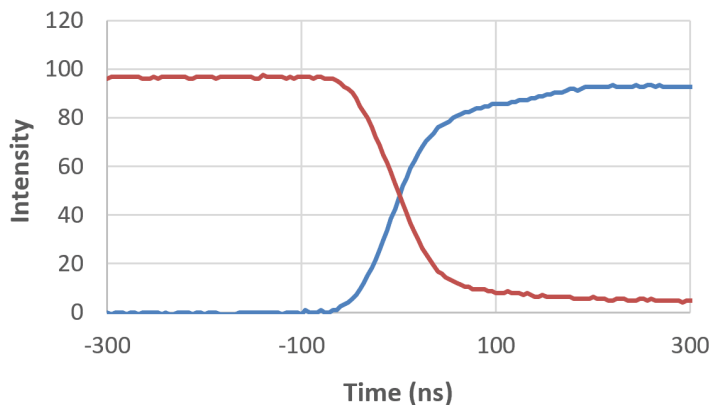


*Product dimensions may change without notice. This is sometimes required for non-standard specifications.

Typical 20KH Switching Between Two Ports



Output Ports Intensity Exchange During Switching



NanoSpeed™ Non-Drift 45dB Extinction, 1x1, 1x2, 2x2 Fiber Optical Switch

Dual Stage, 1.5dB Loss, SMF, PMF, High Power, Bidirectional
(Protected by U.S. patent 7,403,677B1 and pending patents)



DATASHEET

Ordering Information

Prefix	Type	Wavelength ^[1]	Optical Power ^[2]	Configuration	Max Frequency	Fiber Type	Fiber Cover	Fiber Length	Connector	Package
NSN2-	1x1 = 1 1x2 = 2	1060nm = 1 L Band = 2 1310nm = 3 1410nm = 4 1550nm = 5 1750nm = A 2000nm = B 980nm = 9 850nm = 8 780nm = 7 Special = 0	Standard = 1 5W = 2 10W = A 15W = C 20W = D Special = 0	Transparent = 1	20kHz = 2 Special = 0	SMF-28 = 1 HI1060 = 2 HI780 = 3 PM1550 = 5 PM980 = 9 PM850 = 8 Special = 0	Bare fiber = 1 0.9mm tube = 3 Special = 0	0.25m = 1 0.5m = 2 1.0 m = 3 Special = 0	None = 1 FC/PC = 2 FC/APC = 3 SC/PC = 4 SC/APC = 5 ST/PC = 6 LC/PC = 7 Duplex LC/PC=8 LC/APC = 9 E2000 APC = A LC/UPC = U Special = 0	Metal Case = 1 PCB = P Benchtop = B

[1]. Center wavelength. The high power switch isn't available for the wavelength shorter than 960nm.

[2]. Regular connectors cannot handle high power. Please contact us for Agiltron's unique high-power connectors.



* This unit comes with an integrated driver, and a power supply is included.

Red color indicates special order

Note:

- ☐ **PM1550** fiber works well for **1310nm**

Benchtop Box Mechanical Dimension



*Product dimensions may change without notice. This is sometimes required for non-standard specifications.

P +1 781-935-1200

E sales@agiltron.com

W www.agiltron.com

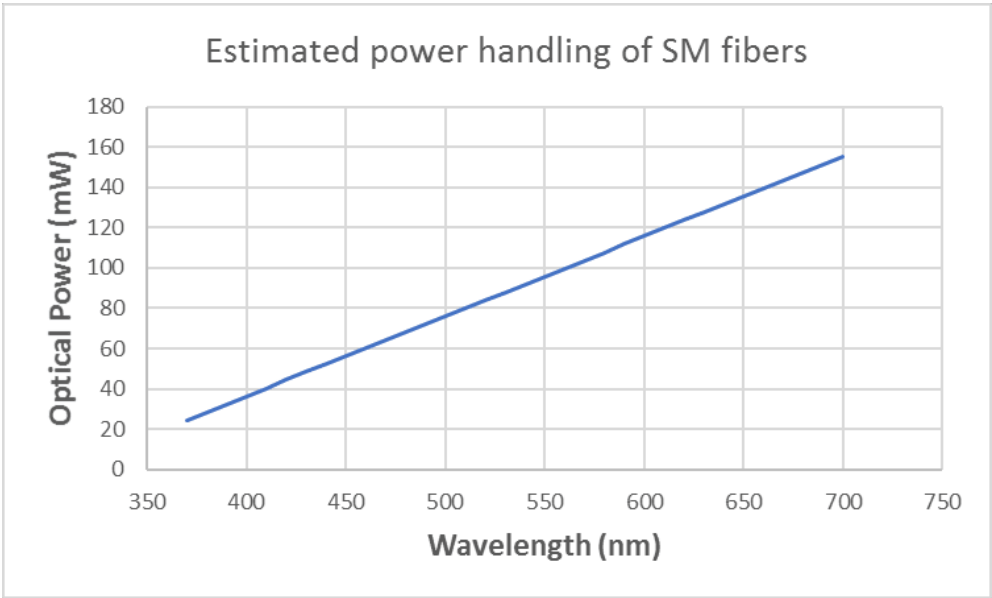
NanoSpeed™ Non-Drift
45dB Extinction, 1x1, 1x2, 2x2 Fiber Optical Switch

Dual Stage, 1.5dB Loss, SMF, PMF, High Power, Bidirectional
(Protected by U.S. patent 7,403,677B1 and pending patents)

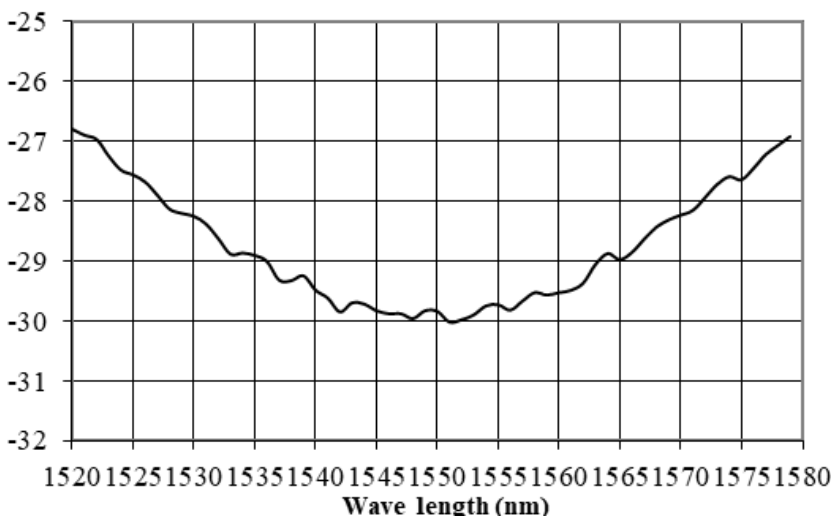


DATASHEET

Optical Power Handling vs Wavelength For Single-Mode Fibers



Typical On/Off Ratio (dB) vs Wavelength



Information contained herein is deemed to be reliable and accurate as of the issue date. We reserve the right to change the design or specifications at any time without notice. Agiltron is a registered trademark of Optowares Corporation in the U.S. and other countries.